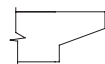



X1 Edge



X2 Edge



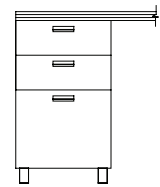
Desk



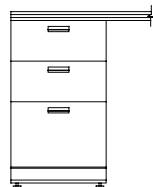
Bridge



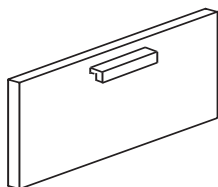
Credenza



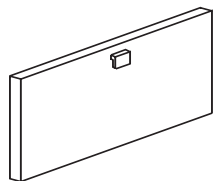
Metal Feet



Wood Base



Rectangular metal pull is standard



Square metal pull is standard

## Characteristics

- Xchange, designed by Jorge Larranaga, offers a new vision of the integrated office space -- providing innumerable options to create unique and individual spaces.
- Seamless linking of the many functions required of the modern office is enhanced by creative design that adapts new technological demands to your way of working.
- A palette of shapes and materials help you to create harmony and individuality in spaces both small and large, whether private office, work station, reception station or conferencing.

## Construction

- Top over pedestal construction.
- Top is 1 1/2" thick with 1 1/2" wide edge band.
- Edge detail is on front of bridges and credenza with square edge on the side.
- Desk and peninsula top edge details are on user and visitor side, with square edge on the end.
- All bookcases and hutches are 15" in depth. Adding doors increases depth to 16".
- For sliding doors see Xchange accessories page # 220 for specifications.
- All pedestals are standard with locks, except hinged doors. See Xchange accessories page # 221 for hinged door locks.
- Metal pull standard on all pedestals and hinged door cabinets.
- One grommet 2 1/2" in each work surface is included in price, if grommet is requested.
- No edge detail on hutches (unless specified).
- Upper units are built in 3/4" end panel construction.
- Bookcases have edge detail on 30" high only.
- All bookcase shelves are 1 1/4" thick construction with 3/4" end panels.
- Aluminum feet are standard on all pedestals and modesty panels.
- Optional wood plinth base is available at same price as metal feet. Please specify.